

Next-Generation High School Transcripts: Designing for Impact and Clarity in College Admissions:

How Clear Transcripts Can Make a Difference when applying
to a university abroad

Reggie Aguiar | Dan Kopperud | Robert Crane | Israel Cevallos | John Stewart



REGIONAL INSTITUTE
The Americas 2025

University Admissions Panel



Robert Crane

RIT

Rochester
Institute of
Technology

Dan Kopperud



Israel Cevallos

ST. THOMAS




John Stewart



REGIONAL INSTITUTE
The Americas 2025

What Do Universities Want to See When They Review Transcripts?

Start
here



REGIONAL INSTITUTE
The Americas 2025

Rethinking the Transcript Together!

“Our transcripts reflect a rich learning journey—but they don’t always translate clearly in admissions.”



What I've done:

- Built a detailed survey with the help of Universities
- Shared this survey with University Contacts

What we're doing today:

- Comparing perspectives: what counselors know vs. what admissions officers say.
- Exploring how to better design transcripts to reflect our students' learning—and make that learning visible to readers across systems.



REGIONAL INSTITUTE
The Americas 2025

Differences in University Admissions Criteria



Liberal Arts
College

RIT

Rochester
Institute of
Technology

Selective STEM
University



Highly Selective
University

ST. THOMAS

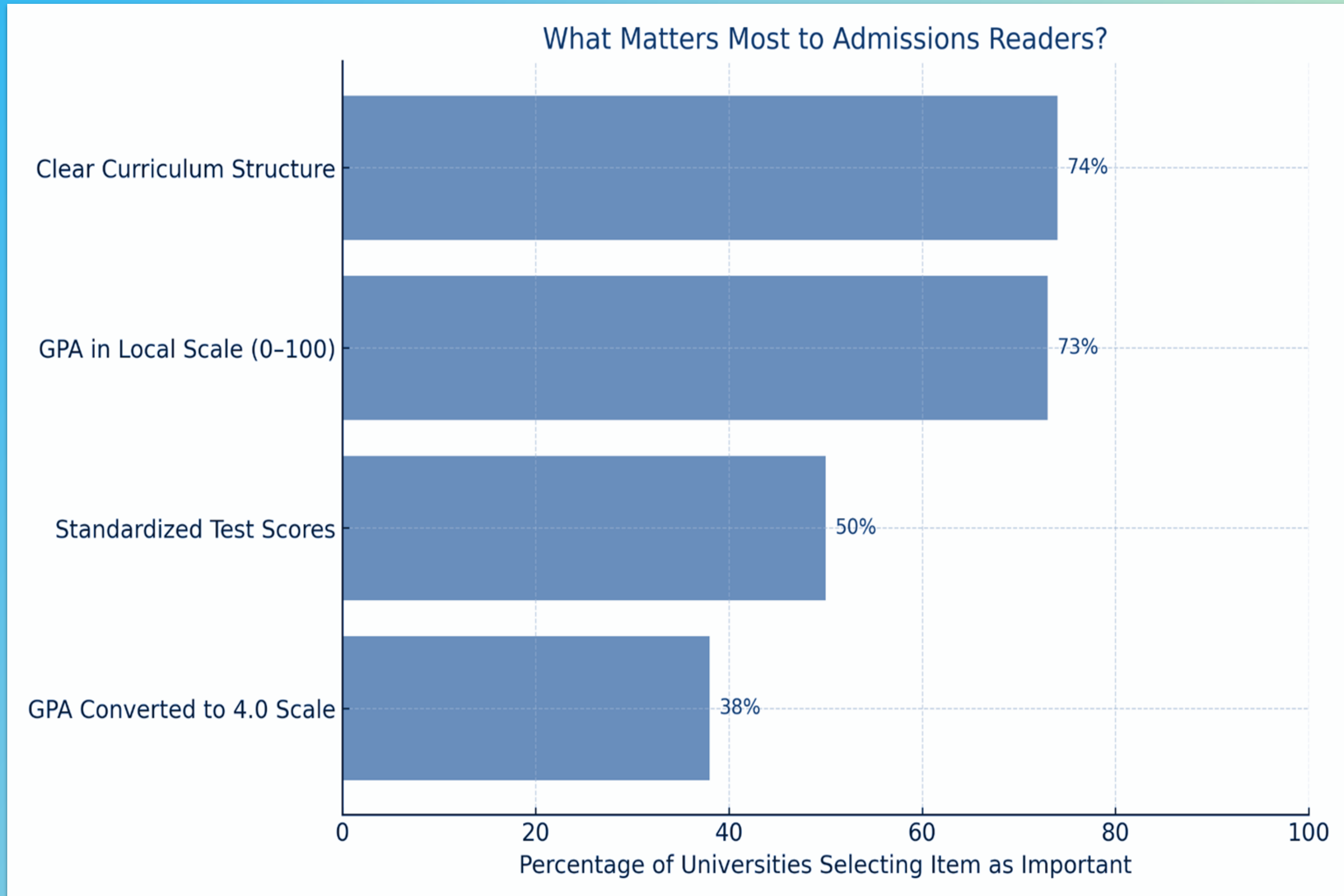


Comprehensive
University

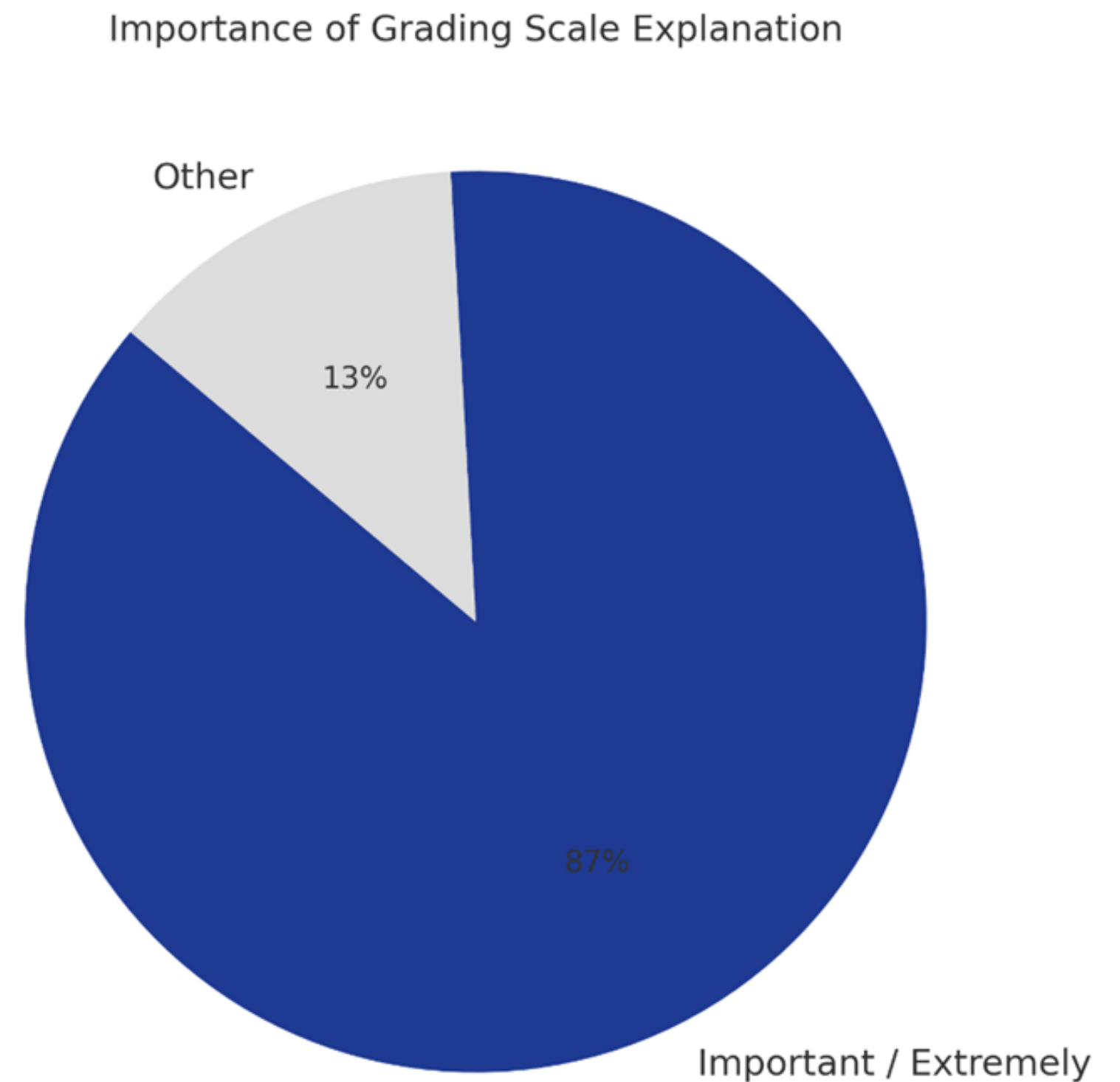
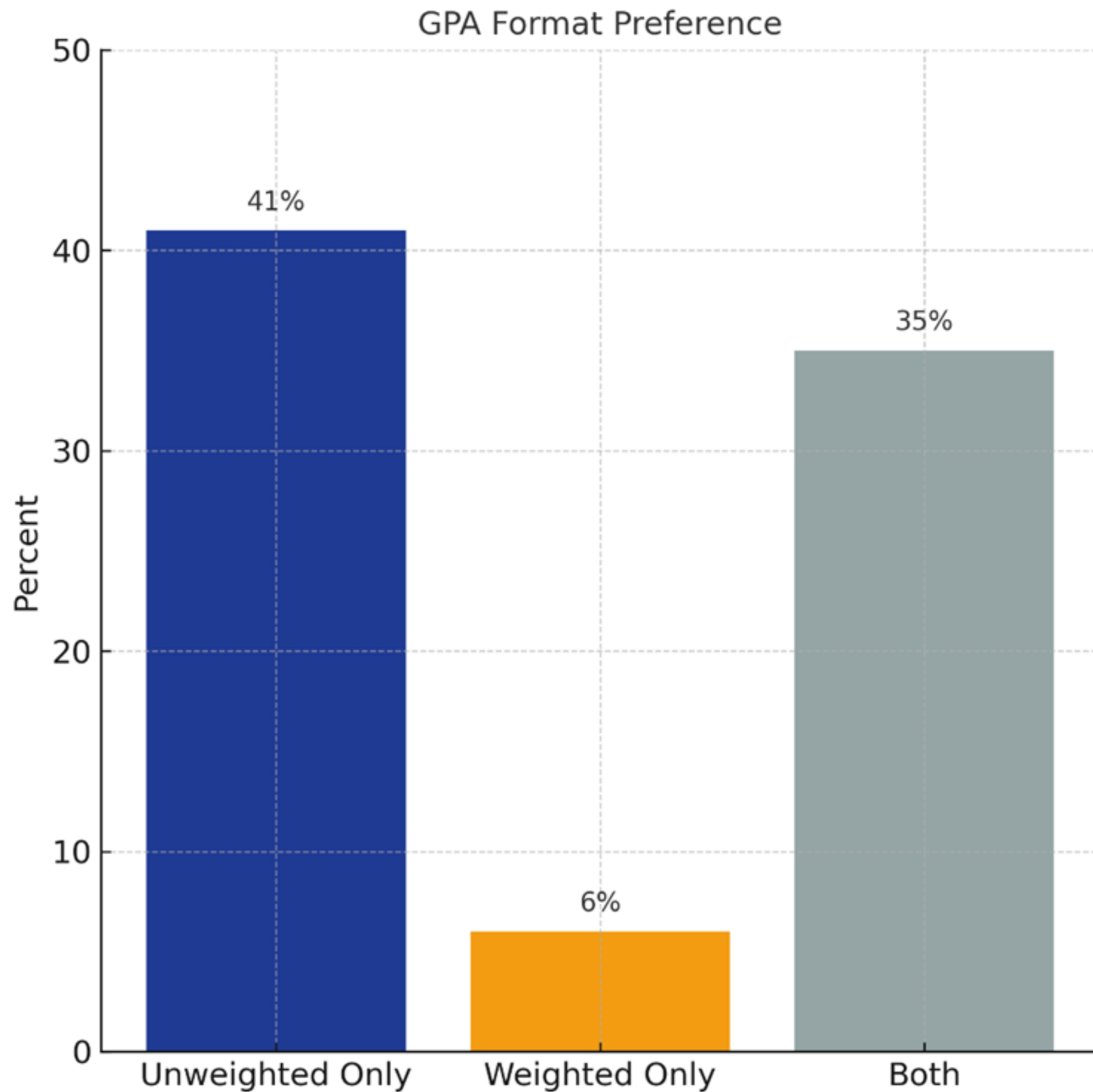


REGIONAL INSTITUTE
The Americas 2025

What Matters Most to Admissions Readers?

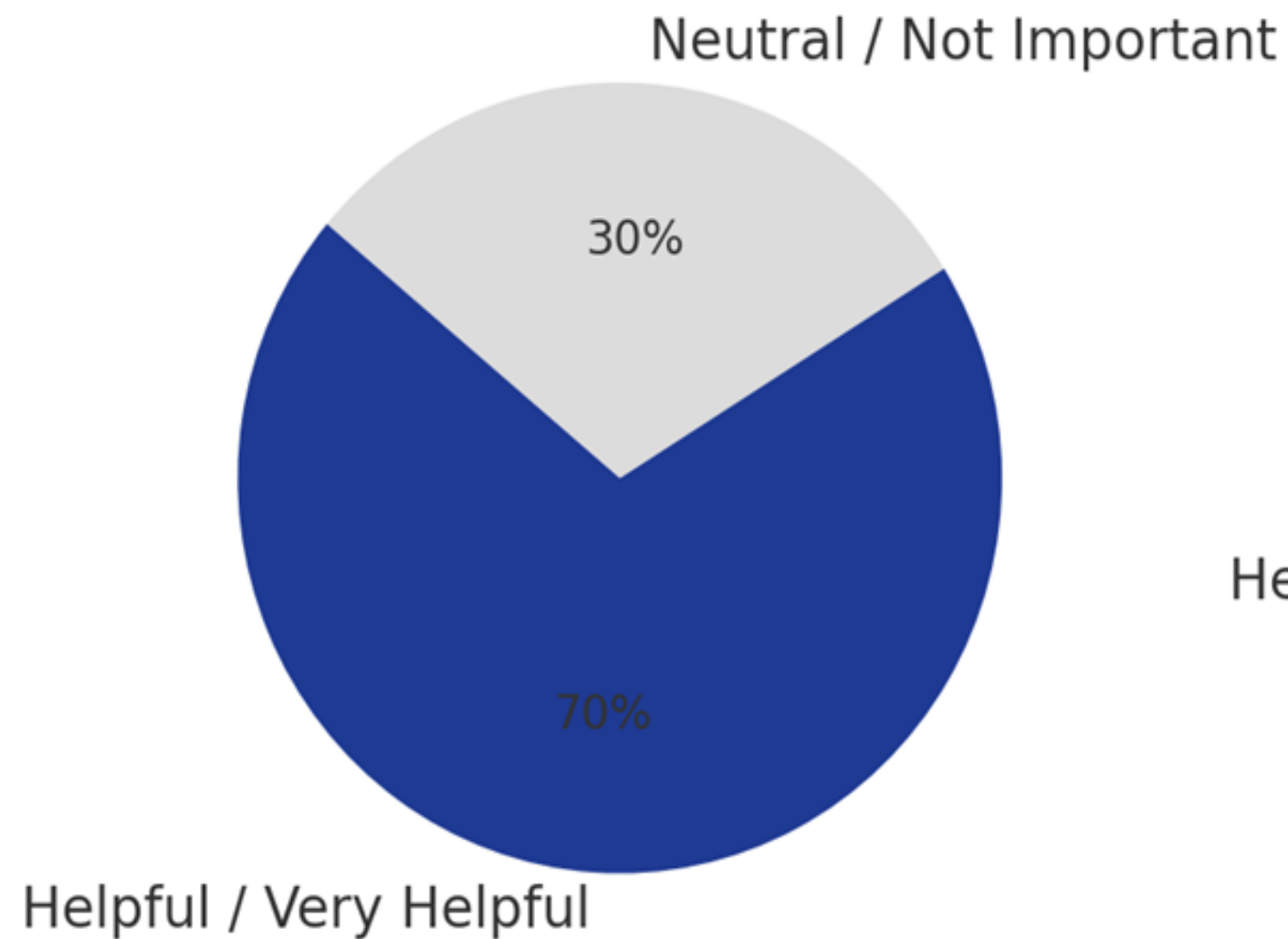


Presenting Grades & GPA

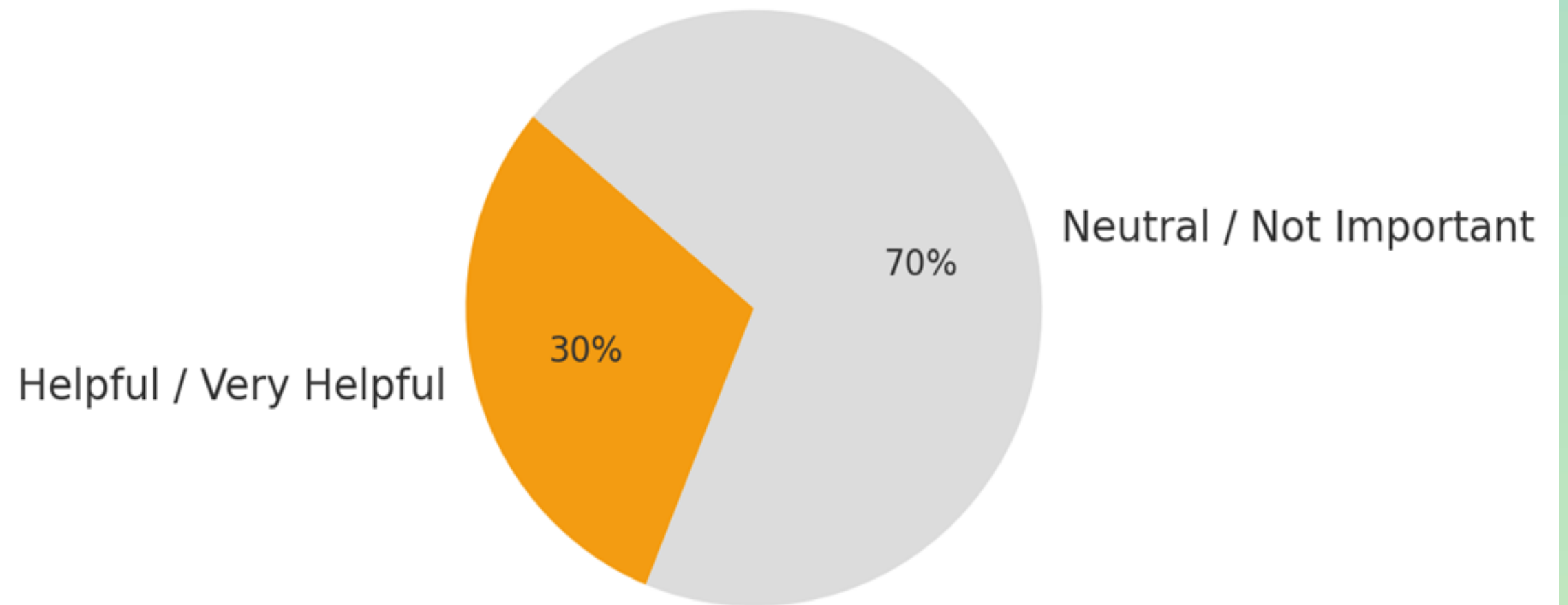


Rigor vs. Detail – Finding the Balance

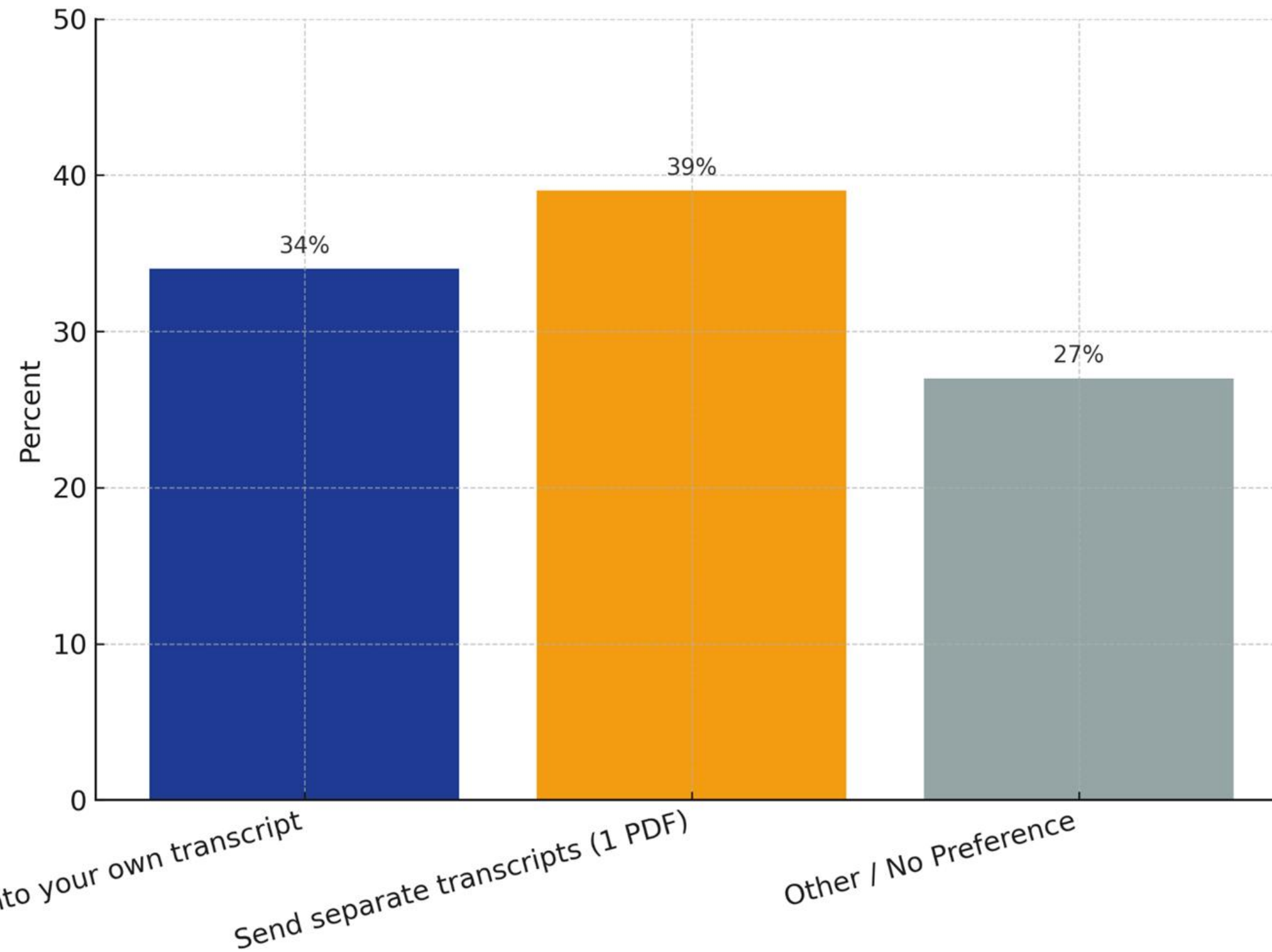
Value of Course Descriptions



Value of Contact Hours



Reporting External/Transfer Grades



REGIONAL INSTITUTE
The Americas 2025

What Does the “Ideal” Transcript Look Like?

School Counselors Say:

- 1.
- 2.
- 3.
- 4.
- 5.
- 6.
- 7.
- 8.

Universities Say:

- 1.
- 2.
- 3.
- 4.
- 5.
- 6.
- 7.
- 8.
- 9.
- 10.



REGIONAL INSTITUTE
The Americas 2025

Rutgers

1. Clear Grading Scale Explanation
2. GPA in Local Scale (0–100)
3. GPA Conversion to 4.0 Scale
4. Course Descriptions
5. Course Rigor Labels (Honors/AP/Advanced)
6. Curriculum Structure (Core/Electives)
7. Rank in Class
8. Standardized Test Scores (SAT, AP, TOEFL)
9. Extracurricular Activities/Awards
10. Graphical Elements (e.g., GPA Distribution Charts)

RIT

1. GPA in Local Scale (0–100)
2. Clear Grading Scale Explanation
3. Rank in Class
4. Standardized Test Scores (SAT, AP, TOEFL)
5. GPA Conversion to 4.0 Scale
6. Course Descriptions
7. Course Rigor Labels (Honors/AP/Advanced)
8. Curriculum Structure (Core/Electives)
9. Extracurricular Activities/Awards
10. Graphical Elements (e.g., GPA Distribution Charts)

Bard

1. GPA in Local Scale (0–100)
2. Clear Grading Scale Explanation
3. Extracurricular Activities/Awards
4. Standardized Test Scores (SAT, AP, TOEFL)
5. Course Rigor Labels (Honors/AP/Advanced).
6. GPA Conversion to 4.0 Scale
7. Course Descriptions
8. Curriculum Structure (Core/Electives)
9. Rank in Class
10. Graphical Elements (e.g., GPA Distribution Charts)

St. Thomas

1. GPA Conversion to 4.0 Scale
2. Course Rigor Labels (Honors/ AP/Advanced)
3. Curriculum Structure (Core/Electives)
4. Extracurriculars
5. Rank in Class
6. Standardized Test Scores (SAT, AP, TOEFL)***
7. Course Descriptions
8. Graphical Elements
9. GPA in Local Scale (0-100)
10. Clear Grading Scale Explanation (ONLY relevant if I can't convert it myself)



REGIONAL INSTITUTE
The Americas 2025

Direct from the Readers: Insights on Transcripts

- “I love when I know what the highest grade received was as well as the class average.”
- Organizing classes based on subject, so all math, science, humanities, are grouped together. It allows us to see how they are progressing and how their grades are for each subject area.
- Maybe an explanation of what math concepts they cover by the time they graduate would benefit students in their application process when applying to universities that aren't accustomed to the Brazilian national curriculum.
- Any context to help us determine a student's place within the class is very helpful!



REGIONAL INSTITUTE
The Americas 2025

LOWER 6**TERM 1**

SUBJECT	FINAL MARK	GRADE
CHEMISTRY	70%	B
PHYSICS	72%	B
MATHEMATICS	75%	B

TERM 2

SUBJECT	FINAL MARK	GRADE
CHEMISTRY	72%	B
PHYSICS	73%	B
MATHEMATICS	80%	A

TERM 3


SUBJECT	FINAL MARK	GRADE
CHEMISTRY	74%	B
PHYSICS	75%	B
MATHEMATICS	82%	A

UPPER 6**TERM 1**VICE PRINCIPAL
PRINCETON INSTITUTE

07 MAY 2024

No 7 NEWCASTLE ROAD

**REGIONAL INSTITUTE**
The Americas 2025




SAI

INTERNATIONAL SCHOOL

SAI INTERNATIONAL SCHOOL

SAI SCHOOL TRANSCRIPT

(Grades 9-12)



SAI

INTERNATIONAL SCHOOL

Graduation Year : 2025

Date of Admission : 2022

Achievement Grade	Grade 9	Achievement Grade	Grade 10
School-SAI	Year: 2021-22	School-SAI	Year: 2022-23
Subject/Sub Code	Final Marks(%)	Subject/Sub Code	Final Marks(%) Final Grade
English (184)	90	English (184)	92 A1
Hindi (085)	93.7	Hindi (085)	95 A1
Mathematics (041)	98.65	Mathematics (041)	95 A1
Science (086)	88.95	Science (086)	98 A1
Social Science (087)	93	Social Science (087)	97 A1

Achievement Grade	Grade 11	Achievement Grade	Grade 12
School-SAI	Year: 2023-24	School-SAI	Year: 2024-25
Subject (Code)	Annual (%)	Subject (Code)	Mid (%) Predicted (%)
English (301)	88.35	English (301)	90.75 97
Physics (042)	73.95	Physics (042)	86.25 93
Chemistry (043)	86.88	Chemistry (043)	87.94 94
Mathematics (041)	91.9	Mathematics (041)	85.28 94
Painting	97.5	Painting	93 99

Positional Grading is position of the candidates according to grading pattern. The grades have been awarded on a 9-Point scale as under:-

A-1	Top 1/8th of the passed candidates	C-2	Next 1/8th of the passed candidates
A-2	Next 1/8th of the passed candidates	D-1	Next 1/8th of the passed candidates
B-1	Next 1/8th of the passed candidates	D-2	Next 1/8th of the passed candidates
B-2	Next 1/8th of the passed candidates	E	Failed Candidates
C-1	Next 1/8th of the passed candidates	—	—

For Grades IX to XII

* The school follows the CBSE curriculum which has the assessment criteria for Class IX and Class X based on board exam in the month of March with three periodic tests spread over the academic year. The final report comes as percentage of marks with grades. While in Class XI- XII the absolute marks are awarded from a maximum of 100 in each subject. The final transcript of XI-XII shows the percentage of marks with minimum passing criteria of 33%. Hence students who plan to appear in the board exam of May 2025 will have transcript of Class XII based on percentage.



REGIONAL INSTITUTE

The Americas 2025

Niveau : Tronc commun Sciences - Option Français
 Classe : TCSF-2
 Nom et code élève: EL MATLOUAI SAAD J130447625

Etablissement : Annexe Ecole Maria
 Nombre d'élèves : 28

Matière	Note/20	Coef	Coef*Note	Rang	Appréciations des professeurs
EDUCATION PHYSIQUE	16,33	2	32,66	1	Bonne coopération avec ses camarades.
HISTOIRE GEOGRAPHIE	15,94	2	31,88	6	مشاركة مستمرة و سلوك طيب ، أشجعت
INSTRUCTION ISLAMIQUE	16,5	2	33,00	13	نتائج جيدة، واصل لمزيد من التفوق
LANGUE ANGLAISE	16,08	3	48,24	17	I am so proud of your hard work.
LANGUE ARABE	11,56	2	23,12	23	عمل متوسط، مزيدا من الجهد والمثابرة
LANGUE FRANÇAISE	16,3	3	48,90	8	Élève se donnant les moyens de réussir grâce à son sérieux et sa persévérance.
MATHEMATIQUES	10,5	4	42,00	19	Travail à peine moyen . Tu dois t'impliquer davantage pour t'améliorer
PHILOSOPHIE	12,38	2	24,76	11	مضاعف جهودك معرفيا ومنهجيا
PHYSIQUE CHIMIE	13,88	4	55,52	17	Avec plus de concentration, tes résultats seront meilleurs !
SC. DE LA VIE ET DE LA TERRE	12,41	4	49,64	14	Plus d'efforts à fournir pour améliorer ton analyse scientifique !
ASSIDUITE ET CONDUITE	20	1	20,00	1	Très bonne conduite .

Absence	Jours	Heures	Total Coef*Note	409,72
Justifiée	0	0	Moyenne du semestre	14,13
Non Justifiée	0	0	Moyenne de la classe	14,16

Décision du conseil de classe

<input type="checkbox"/> Tableau d'honneur	<input type="checkbox"/> Avertissement
<input checked="" type="checkbox"/> Encouragements	<input type="checkbox"/> Blâme
<input type="checkbox"/> Félicitations	

Appréciations générales

نتائج حسنة ! لكن بإمكانك الحصول على الأفضل.
 Admis ☒ Double ☐ Exclu(e) ☐

Signature du directeur : وجه علوم اقتصاد و تدبير .
 MADARISS MARIA
 COLLÈGE LYCÉE

	Sem 1	Sem 2	Moyenne Générale
Moyenne Cc	14,27	14,13	14,2



REGIONAL INSTITUTE
 The Americas 2025

Dembi Senior secondary And Preparatory School Student's Transcript

Date of admission 2009 Date of leaving 2010

Last grade attended 10th Promoted to grade _____

Detained in grade _____ Incomplete in grade _____

His /her behavior _____

Subject	Grade 9 B Year 2009			Grade 10 B Year 2010			E.C
	1 st sem	2 nd sem	Average	1 st sem	2 nd sem	Average rank	
Afan oromo	73	82	77.5	82	86	84	
Amharic	86	96	91	93	53	73	
English	71	75	73	58	65	61.5	
Mathematics	65	70	67.5	91	51	71	
Physics	86	75	80.5	81	76	78.5	
Biology	95	76	85.5	96	76	86	
Chemistry	70	70	70	93	79	86	
Geography	80	90	85	77	71	74	
History	76	71	73.5	96	90	93	
Civics	85	79	82	94	82	88	
HPE	82	85	83.5	87	85	86	
IT	93	100	96.5	84	97	90.5	
Total	932	969	950.5	1032	911	971.5	
Average	80.16666667	80.75	80.4583	86	75.91666667	80.95833333	
Rank	5	5	5	2	3	2	

This Transcript will not be valid if there is any alter national or erasure

Ms. Asto K. L. L.
Record officer's name and sign

Date of issues

Immiruu Abarraa Girma
Director's name and sign



Immiruu Abarraa Girma
አምሩ አበሪ ገርማ
I.A. Hoogganaa Mana Baraanaa
የት/ዘ/ተ ምክትል ርዕሰ መምህር



REGIONAL INSTITUTE
The Americas 2025

What Would YOUR Ideal Transcript Include?

- What's working in your current transcript?
- What needs to change?
- What would help students shine internationally?



REGIONAL INSTITUTE
The Americas 2025

Closing thoughts:

“What’s holding us back from innovating our transcripts?”

“How can we better align our documents with how students learn—and how universities evaluate?”



REGIONAL INSTITUTE
The Americas 2025

“Every student has a story. A strong transcript ensures that story is not just told—but understood.”

Thank You!



REGIONAL INSTITUTE
The Americas 2025